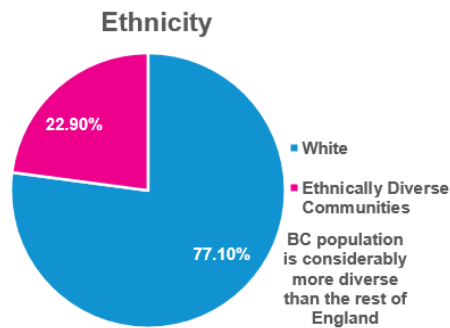
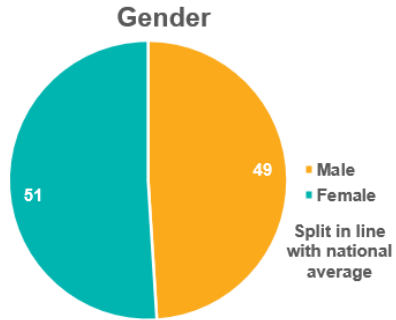


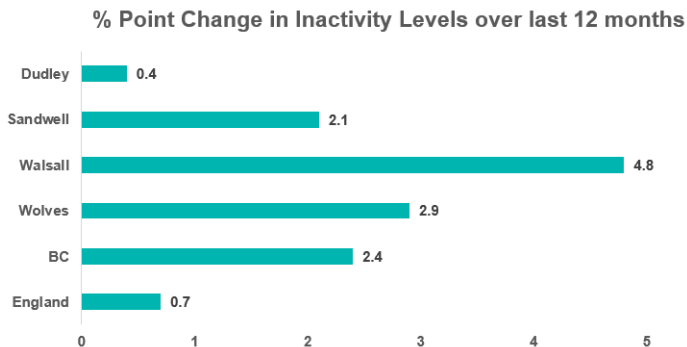
Adults



**49%** of adult population fall within lower socio-economic groups 5-8, compared to 37.5% nationally

	Inactive	Active
Dudley	31.9%	51.1%
Sandwell	35.7%	51.9%
Walsall	36%	50.6%
Wolves	36.6%	51.9%
BC	34.9%	51.4%
England	25.5%	62.8%

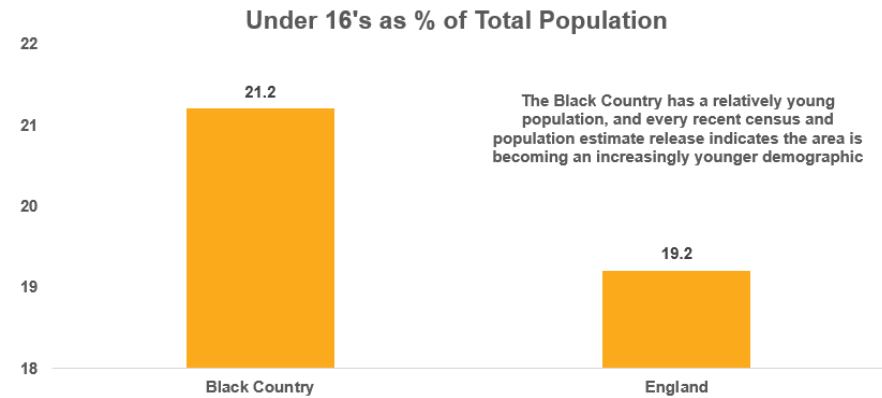
➔ **89,305 more BC adults need to be active for 30 minutes for BC to be on a par with the national average**



**Inactivity has increased across all areas in the last 12 months**

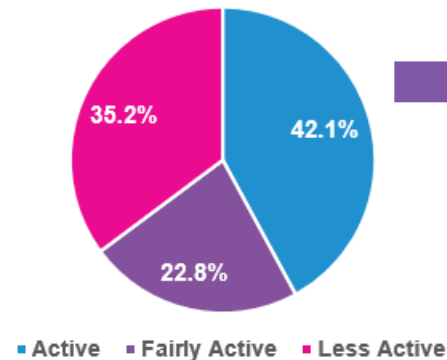
Last Updated 12/04/2021

CYP



**Due to Coronavirus affecting sampling sizes, LA Level CYP data is not currently available for the Black Country**

**Black Country CYP Activity Levels**



	Less Active	Active
BC	35.2%	42.1%
England	31.3%	44.9%

**There are 60,000 CYP in the Black Country doing less than 30 minutes of daily activity**